

AMERICAN BOARD OF COLON AND RECTAL SURGERY
**HOW TO SUBMIT YOUR INFORMATION FOR
THE 2014 PQRS MOC INCENTIVE**

Submission Deadline: Dec. 31, 2014 (5 p.m. ET)

- 1) Go to mocmatters.abms.org.



- 2) On the homepage, click on the “American Board of Colon and Rectal Surgery” button.





- 3) The next page provides an overview of the eligibility requirements for the 2014 PQRS MOC Incentive. This is similar to the [information on the ABCRS website](#). Once you have reviewed it, scroll down to bottom.

4) At bottom, click on the “Continue” button.

Requirements must be completed within the 2014 calendar year. The tools in this application will remain open and accessible through December 31, 2014.

I have read the above requirements and would like to learn more about the tools available to assist with MOC:PQRS reporting.

CONTINUE 



5) The next page describes the three products available through this site:



- The **MOC:PQRS Attestation** (for submission of your MOC information to CMS)
- Registry for PQRS reporting (if you do not have a way to report otherwise)
- Patient survey function (if you do not have access to one otherwise)


If you are already participating in PQRS reporting and in a patient survey program, then **you only need the MOC:PQRS Attestation**

Note: If you plan to use more than just the attestation, the attestation form is the LAST STEP in the process.


At bottom of this page, click on the “Continue” button to move forward.


How will these tools help me to qualify for MOC:PQRS?

-  **MOC:PQRS Attestation:** Through this module, you will be able to attest to meeting the MOC:PQRS requirements, including "more frequent" participation in MOC. Upon completion, your information will be transmitted to your Member Board for validation and submission to CMS.
-  **PQRS Reporting via a Registry:** This module provides individual physicians with access to a CMS-qualified registry for PQRS reporting. The PQRSwizardSM will give you step-by-step instructions to guide you through the reporting process.

If you choose to fulfill the PQRS reporting requirement elsewhere, for example, through Medicare Part B claims, a qualified electronic health record, a qualified data submission vendor for EHRs, or another qualified registry, you do not need to complete this module.
-  **Patient Survey:** This module provides you with access to a patient experience of care survey including step-by-step instructions for administration, tracking of progress, and access to aggregate results (survey results not shared with CMS, however, CMS may ask you to provide information about the survey). This module is optional. If your Board permits you to fulfill the MOC:PQRS requirement through participation in a patient survey administered by your institution, department, Part IV practice assessment module, or another organization, you do not need to complete this module. You may select from two options: 1) Patient Survey with Internet and/or Interactive Voice Response (IVR) and 2) Patient Survey with Internet Response Only. **NOTE:** American Board of Pathology Diplomates are exempt from the CMS requirement to participate in a patient experience of care survey.

These modules are offered as a bundled package as well as individually.

CONTINUE 



6) The next page explains how you can purchase these products together **OR** individually. The fees charged go to the company managing this website, not ABCRS or ABMS. Click the appropriate gold button.

<u>Purchase the MOC:PQRS Bundle</u>	<u>Purchase Individual MOC:PQRS Modules</u>
<p>The MOC:PQRS bundle includes the for a single registration fee of \$100. Buy all three products together for \$100 <i>discount for not using the optional modules are #2. PQRS Reporting via Registry and #3 Care Survey).</i></p> <ol style="list-style-type: none"> 1. MOC:PQRS Attestation 2. PQRS Reporting via Registry* 3. Patient Experience of Care Survey <p>Use of the PQRS Registry and Patient Experience of Care modules WITHOUT completion of the MOC: PQRS Attestation will result in the following additional charges to the credit card used for the original purchase of the bundled package:</p> <ul style="list-style-type: none"> • PQRS Reporting via a Registry Only - \$99 • PQRS Reporting via a Registry and Patient Survey - \$159 <p><small>*You should select this option if your PQRS reporting numerator is obtained from a combination of multiple sources including paper charts, claims, or EHR/Practice Management System¹.</small></p> <p style="text-align: center;">Yes - I'd like to Purchase the MOC:PQRS Bundle</p>	<p>The MOC:PQRS Individual Module option Or purchase them individually as needed purchase one or more of the available modules are listed below:</p> <p>MOC: PQRS Attestation - \$30</p> <p>PQRS Reporting via Registry - \$199 You should select this option if your PQRS reporting numerator is obtained from a combination of multiple sources including paper charts, claims, EHR/Practice Management System.¹</p> <p>Patient Survey with Web and/or Interactive Voice Response - \$60</p> <p>Patient Survey with Web Response Only - \$50</p> <p style="text-align: center;">Yes - I'd like to Purchase the MOC:PQRS Modules Individually</p>

- 7) You will then be prompted to log in. There is a “Forgot password?” link if necessary. Each surgeon applying for the incentive must have his or her own account. If you already have an account set up, log in and skip ahead to step #10. If you did not create an account in the past, you must register with the site.

The image shows two side-by-side panels. The left panel is titled 'LOGIN' and contains the text 'Returning Customer? Login here.' Below this are two input fields: 'Username' and 'Password'. To the right of the 'Password' field is an orange 'LOGIN' button. Below the input fields is a checkbox labeled 'Remember Me' and a blue link labeled 'Forgot password?'. The right panel is titled 'REGISTER' and contains a blue button labeled 'CREATE AN ACCOUNT'. Between the two panels is the text 'OR' with a red horizontal line underneath it. Red arrows point to the 'Forgot password?' link and the 'CREATE AN ACCOUNT' button.

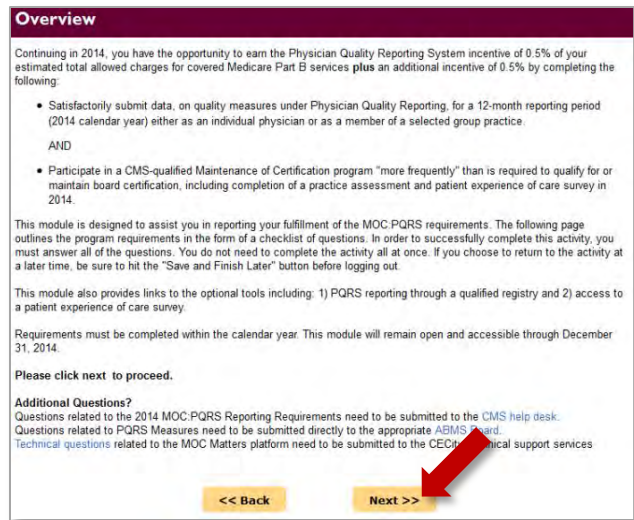
- 8) If you are creating a new account, you will be prompted to complete the website’s registration form. Select “American Board of Colon and Rectal Surgery” as your member board. You will then be asked for your ABCRS “Member ID”—this is your certification ID # that is included in your ABCRS profile.*

Next enter your **individual** NPI #—it is critical that this is accurate. Then complete the rest of the required fields and click “Continue” at the bottom of the registration form — you are now registered with the website.

- 9) On the next page, select the products you would like to purchase. The attestation form by itself is \$30.

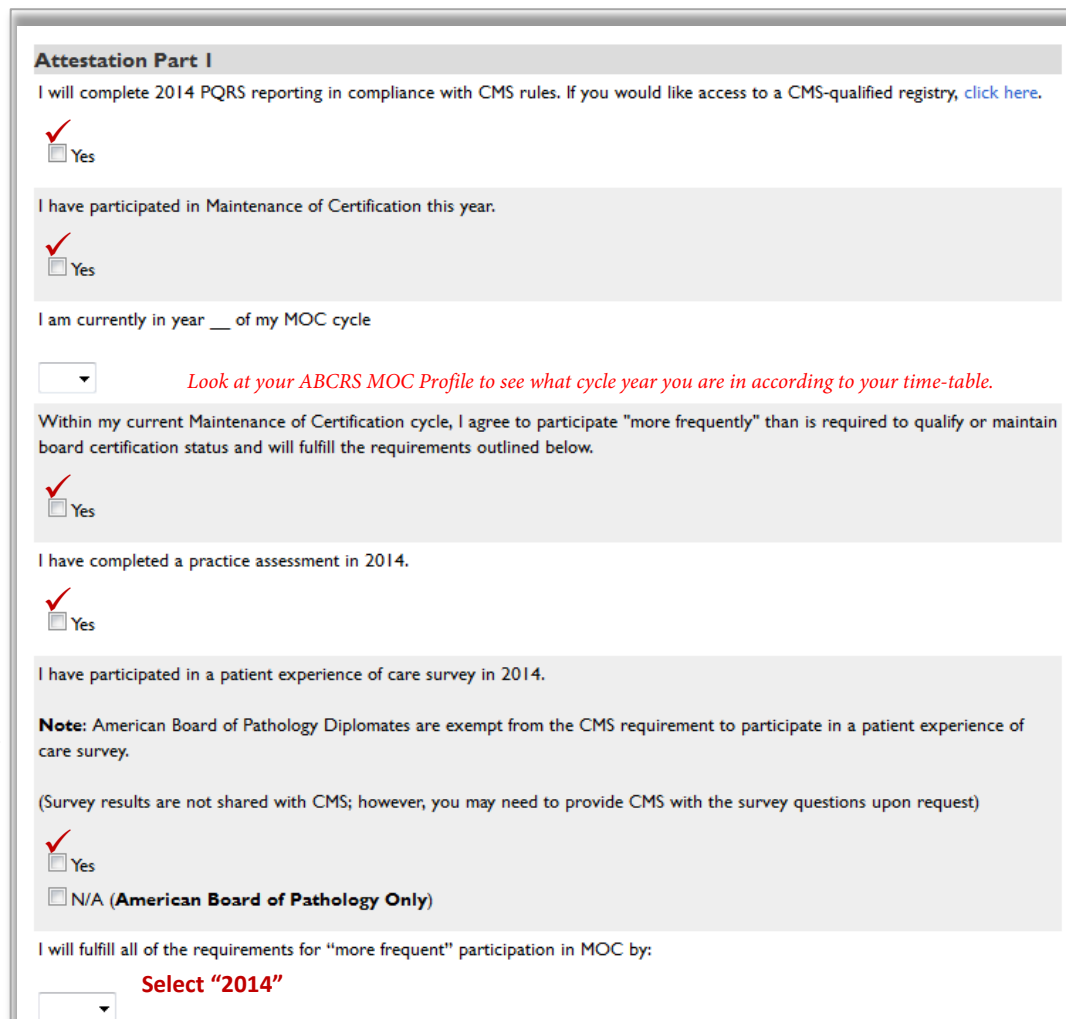
The image shows a list of three products. Each product has a title, a price, and an orange button with the word 'ACCESS' and a play icon. Below each title is a blue link that says '+ Learn More'.
1. **MOC:PQRS Bundle** for \$100.
2. **MOC:PQRS Attestation** for \$30.
3. **PQRS Reporting via Registry** for \$199.

10) Once you have paid the fee, you will be taken to the **MOC:PQRS Attestation** form. The first page is an overview page — click “Next” to move to the form.

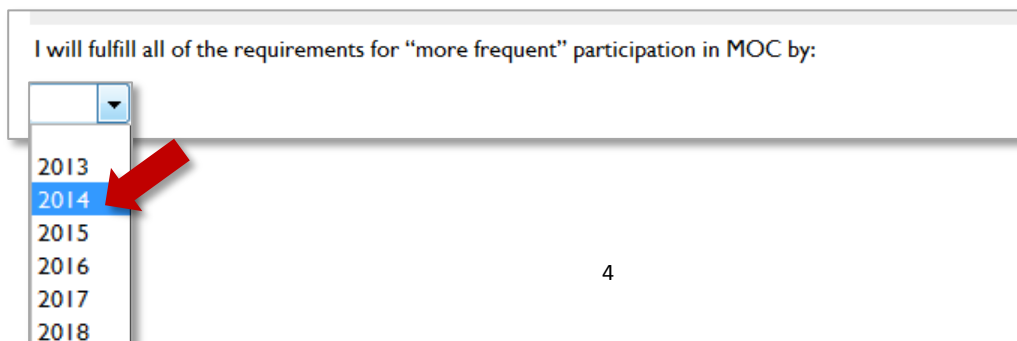


11) On the form, you will attest to:

- participating in 2014 PQRS reporting
- participating in the ABS MOC Program in 2014
- participating in MOC “more frequently” — meaning **one** of the three options below:
 - Complete 30 hours of CME with 20 hours including self-assessment in 2014
 - or**
 - If eligible, in 2014 pass an MOC (recertification) exam earlier than necessary (i.e., before last year of certification validity)
 - or**
 - Participate in 2014 in more than one Part 4 - practice assessment program (i.e., a local, regional or national outcomes registry or quality improvement program).
- You will also attest to completing (i.e., participating in) a Part 4 – practice assessment program



- And participating in a patient experience of care survey program (either individually or through your institution)
- For the final question in Part 1 of the form, you should mark “2014” for your response.



- 12) Once Part 1 is completed, scroll down to Part 2, click “I agree” and then, if you are ready to submit the form, click “Next.” This will lock the form.
- 13) Once you click “Next,” you will have completed the submission process.

At the end of the year, your information will be sent to ABCRS. We will verify that you are currently certified and in compliance with the ABCRS MOC Program. Your data will then be sent to CMS. If your PQRS reporting and MOC incentive information are approved by CMS, the MOC incentive payment will be included with your 2014 PQRS reporting payment.